



**SCHEDA INFORMATIVA PRODOTTO**  
**INFORMATIVE TECHNICAL SHEET**  
**PRINT HPL STRATICOLOR**

Materiale autoportante costituito da strati di carta impregnata con resine termoindurenti, pressati a 9 MPa e a 150 °C. Quando tagliato in sezioni rivela una successione di strati colorati. Si possono ottenere particolari effetti estetici con la rifilatura dei bordi e l'engraving della superficie.

*Self-supporting material consisting of layers of paper impregnated with thermosetting resins, pressed at 9 MPa at 150 °C. When cut in section it reveals a succession of coloured layers. The edging and engraving possibilities present new and exciting effects.*

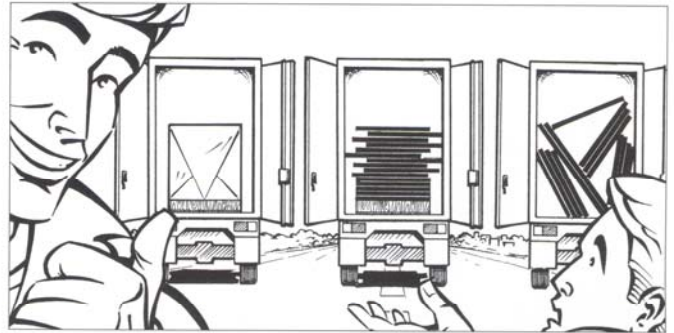
<b>CARATTERISTICA PROPERTY</b>	<b>METODO DI PROVA TEST METHOD (EN 438: 2005)</b>	<b>CRITERIO DI VALUTAZIONE PROPERTY or ATTRIBUTE</b>	<b>UNITA' DI MISURA UNIT</b>	<b>VALORE VALUES</b>
<b>Spessore Thickness</b>	EN 438-2.5	spessore thickness	mm	10,0 ≤ s < 12,0 ± 0,70 12,0 ≤ s < 14,0 ± 0,80
<b>Tolleranza di planarità Flatness</b>	EN 438-2.9	deformazione deviation	mm/m	≤ 5,0
<b>Resistenza all'abrasione Resistance to surface wear</b>	EN 438-2.10	res. all'abrasione wear resistance	giri revs	IP ≥ 150 A ≥ 350
<b>Res. all'immersione in acqua bollente Resistance to immersion in boiling water</b>	EN 438-2.12	aumento massa mass increase	%	≤ 2
		aumento spessore thickness increase	%	4
		aspetto finitura liscia appearance smooth finish aspetto finitura strutturata appearance extured finish	grado rating	≥ 3 ≥ 4
<b>Resistenza al graffio Resistance to scratching</b>	EN 438-2.25	forza finitura liscia force smooth finish forza finitura strutturata force textured finish	grado rating	≥ 2 ≥ 3
<b>Resistenza alle macchie Resistance to staining</b>	EN 438-2.26	aspetto gruppi 1-2: appearance groups 1-2 aspetto gruppo 3 appearance group 3	grado rating	5 ≥ 4
<b>Solidità dei colori alla luce Lightfastness</b>	EN 438-2.27	contrasto contrast	grado scala grigi grey scale rating	≥ 4
<b>Resistenza alle bruciature di sigaretta Resistance to cigarette burns</b>	EN 438-2.30	aspetto appearance	grado rating	≥ 3
<b>Resistenza al vapore d'acqua Resistance to water vapour</b>	EN 438-2.14	aspetto appearance	grado rating	≥ 4
<b>Resistenza a flessione Flexural strength</b>	EN ISO 178	forza stress	MPa	L ≥ 100 T ≥ 90
<b>Modulo di elasticità a flessione (E) Flexural modulus (E)</b>	EN ISO 178	forza stress	MPa	L ≥ 10.000 T ≥ 9.000
<b>Resistenza elettrica Electrical resistance</b>	EN 61340-4-1	R <sub>v</sub> (23° C / 50% RH)	Ohm	1x10 <sup>9</sup> - 1x10 <sup>11</sup>
<b>Densità Density</b>	ISO 1183	densità density	gr/cm3	≥ 1,35



## SPECIAL CARE FOR COMPACT LAMINATE

### TRANSPORTATION OF MATERIAL



- Always transport the panels on flat, stable pallets and secure the panels so that they do not slip.
- Make sure that the panels do not slide over each other during loading and unloading operations. Lift them by hand or by means of a suction cup hoisting device.
- Dirt, foreign bodies and sharp edges rubbing against the surfaces can cause damage.



### STORAGE OF MATERIAL

Material that is stored in the wrong position may be deformed, even permanently.

- Store the panels in a closed place where normal climatic conditions are guaranteed (temperature between 10° and 30° C and 40 - 65 % RH).
- Stack the panels on top of each other on a flat base: never stand the panels on edge. Cover the uppermost panels with a slab or sheet of polythene.
- The protective film, if applied, must be removed simultaneously from the surfaces.



### CONDITIONING AND USE

Before machining, the panels should be treated in the conditioning bay for at least 10 days. Machining operations (i.e. cutting, drilling, routing, etc.) should be done on the back (not at sight) side of the panel, in order to avoid using the most at risk side as a surface. For further instructions, please refer to the brochure, technical documents and specific informative sheets.

